REV. MK.	DESCRIPTION	BY	DATE	APRV'D
1	REV. DWG. PER / MARKED UP PRINT FROM DALE GEERDES.	BV	9-10-81	PCB
2	REVISED DWG. PER AS-BUILT INSTALLATION.		11/21/82	

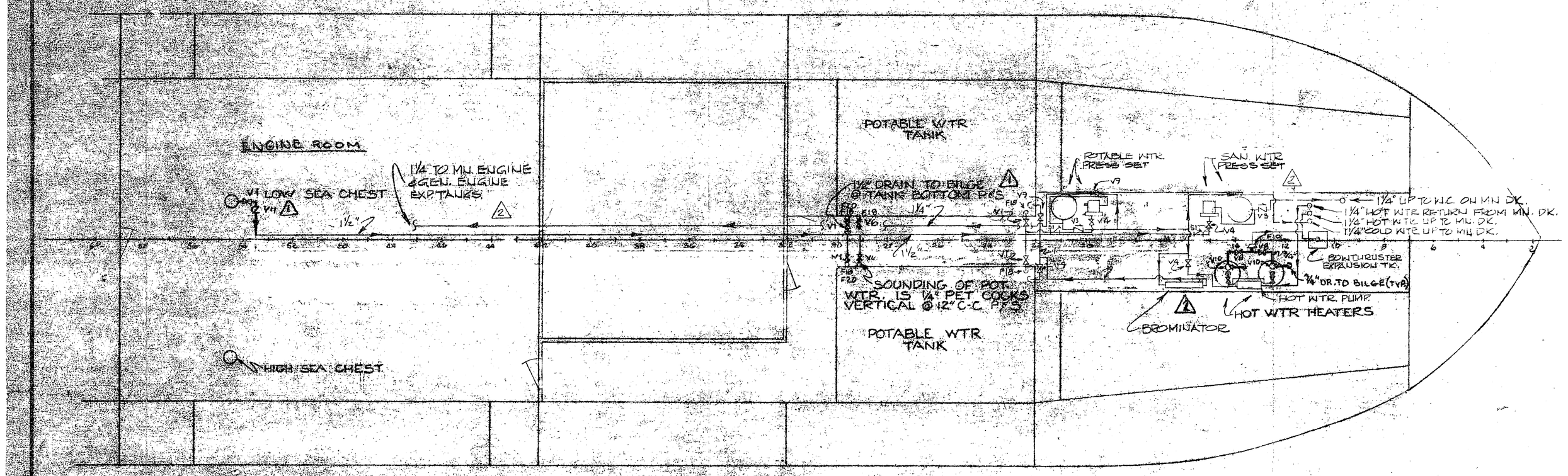

HOLD PLAN
SCALE: 3/16" = 1'-0"

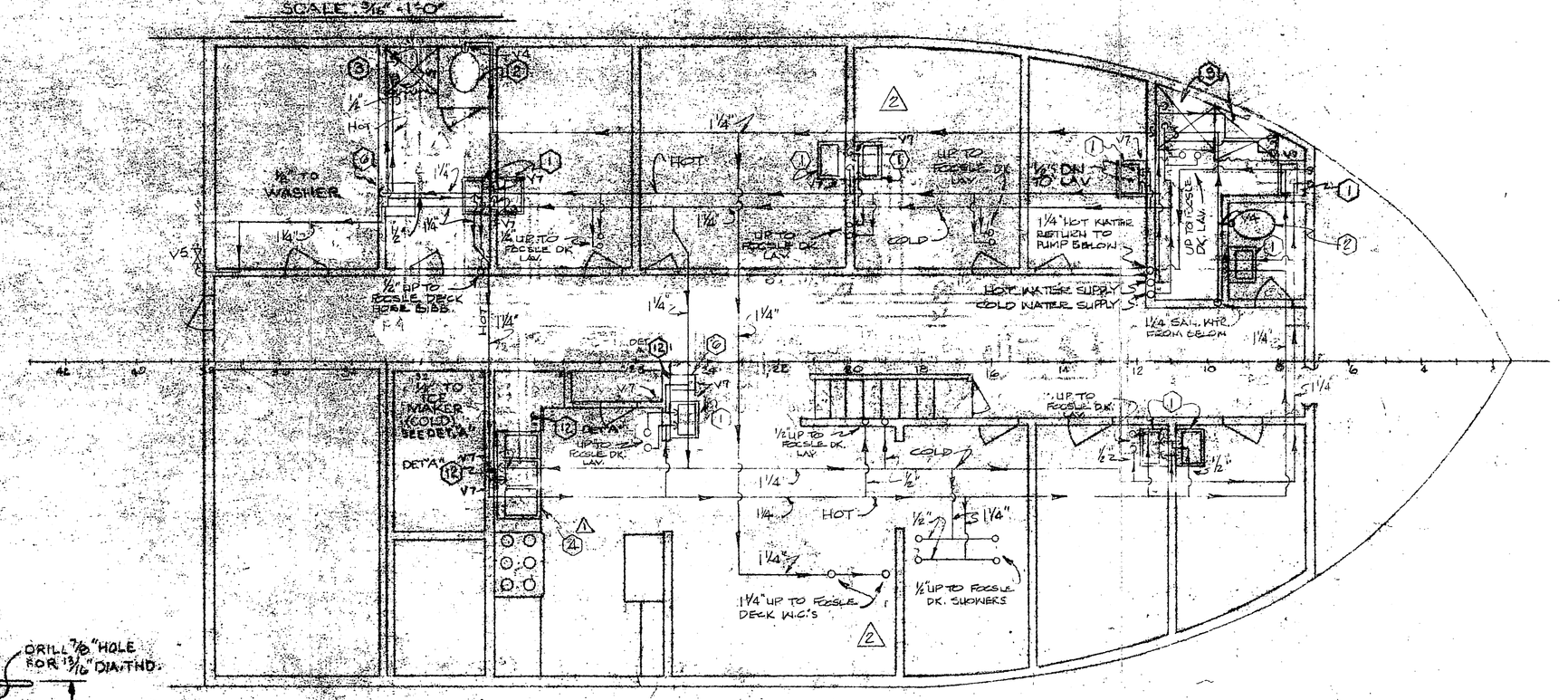

MAIN DECK PLAN
SCALE: 3/16" = 1'-0"

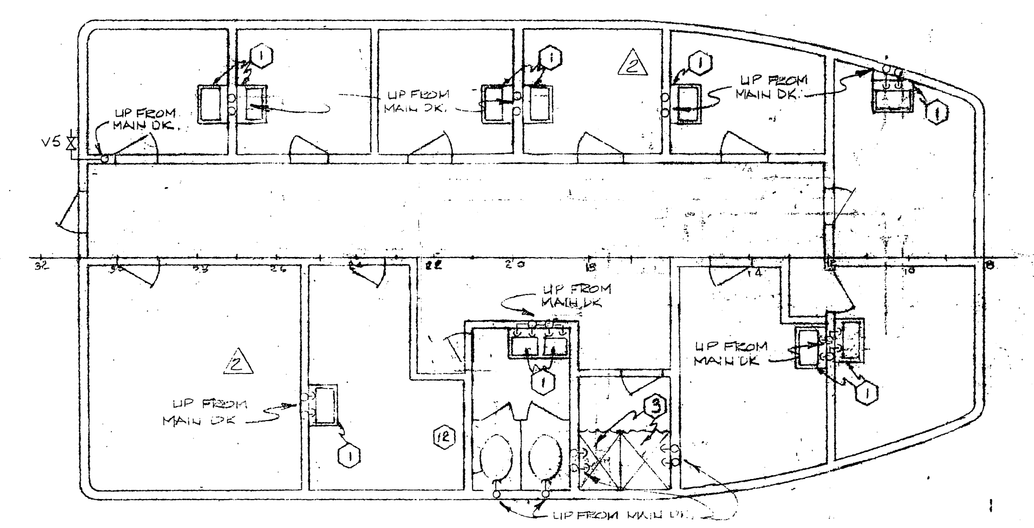

FOCSLE DECK PLAN
SCALE: 3/16" = 1'-0"

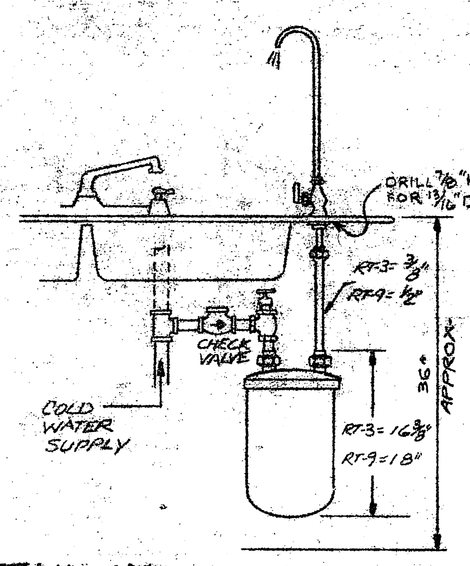

DETAIL "A"
TYPICAL INSTALLATION OF EVERPURE FILTER
GALLEY SINK SHOWN (RT9 FOR GALLEY SINK & ICE MAKER & RT3 FOR DRINKING FOUN.)

N.T.S.

△1

NOTE: FOR SHEET #2 SEE DWG. C-2062-51

MISSISSIPPI MARINE HULL #90

DESIGN ASSOCIATES, INC.
NAVAL ARCHITECTS MARINE ENGINEERS
NEW ORLEANS, LA.

TIDEWATER MARINE SERVICE

140' x 36' x 10'
SEISMIC VESSEL

POTABLE & SANITARY WTR PIPING DIAGRAM
(SHEET 1)

Drawn: P.U.	Date: 23 July '81	Checked: PCB
Traced:	Date:	Checked:
Aprvd:	Date:	Scale: NOTED
Sheet 1 Of 1	Drawing No. C-2062-44	Revision Mark △

GX093